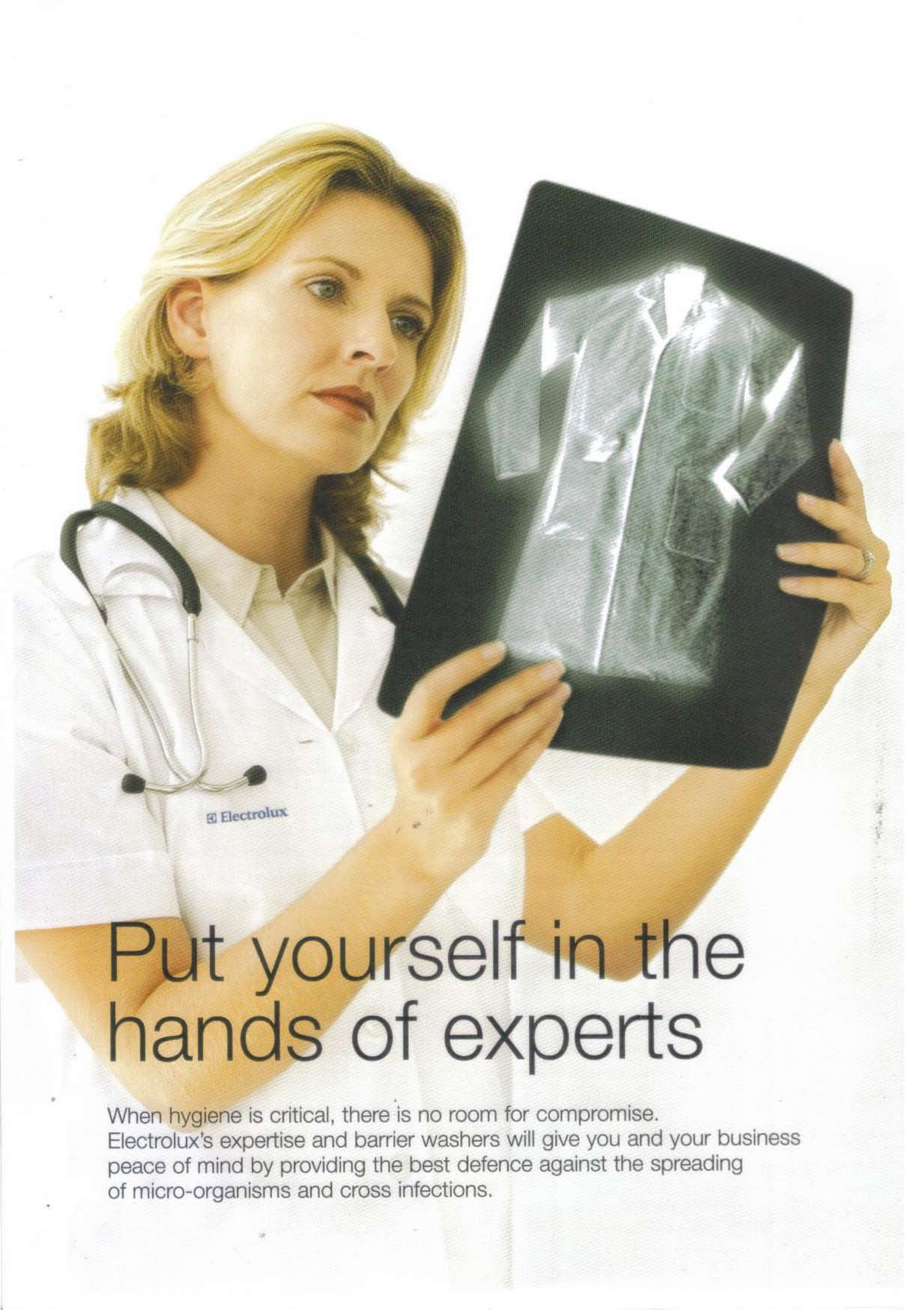


*Thinking of you*

**Electrolux**

**Electrolux Professional**  
Barrier Washers





# Put yourself in the hands of experts

When hygiene is critical, there is no room for compromise. Electrolux's expertise and barrier washers will give you and your business peace of mind by providing the best defence against the spreading of micro-organisms and cross infections.

# When hygiene is critical, good practices are a must

Keeping linen clean requires excellent and consistent practice and discipline. With Electrolux barrier washers, this is made easy. Dirty linen is loaded on one side and clean linen is unloaded from another door opening into a separate room, giving functional separation and assisting in RABC\*. Combined with the Electrolux CMIS\*\* software, the barrier laundry system provides the highest level of control and traceability of the process and ensures your investment is future-proofed against stringent new standards.



## Childcare and nursing homes

Both the young and old are readily susceptible to infection due to their less efficient immune systems. Infection can be transmitted via linen. This means that responsibility is placed on both laundry staff and equipment for more frequent and efficient washing. The Electrolux Barrier laundry provides staff and patients with the highest standards and optimum protection against the spread of infection, whilst streamlining the laundry process.



## Hospitals and clinics

Throughout the post-operative course, hygiene is of the utmost importance. Patients require linen laundered to the highest standard of cleanliness and acceptable microbiological quality. Electrolux Barrier washers are designed to meet these standards, minimise risks and provide patients well-being and recovery.



## Pharmaceutical and food processing industries


Food processing and pharmaceutical industries must maintain a critically high standard of hygiene, whilst delivering efficient productivity levels. The Barrier machines are available with Cleanroom options, where strict controls to avoid particle contamination are required. Barrier washers satisfy these criteria, delivering hygienically clean linen and letting you get on with business.

\* Risk Analysis and Biocontamination Control (RABC)

\*\* Combined with the Electrolux Certus Management Information System (CMIS)

# Don't expect to see your enemies

In the fight for hygiene, controlling your process is paramount. Electrolux's advanced programmes will give you complete flexibility with unprecedented simplicity.



# Clarus Control<sup>®</sup>, your reliable partner for guaranteed hygiene

Efficient whatever the load, and flexible whatever your needs, Electrolux barrier washers are easy to use.



## Clarus Control<sup>®</sup>

High technology meets ease of use in Clarus Control<sup>®</sup>, the thinking heart of your machine. Clarus Control<sup>®</sup> is a microprocessor with 9 standard programmes designed with you in mind. There is the possibility of installing a further 192 personalised programmes.

## Clarus Control<sup>®</sup> TS

Equipped with a Touch Screen, the new generation Clarus Control<sup>®</sup> offers unique ergonomics and operator comfort. The Clarus Control supports a rapid and intuitive learning curve, from the 2-second wash program start up to the advanced programming mode. The progressive design now includes pH measurement and gives flexibility for any additional new future requirements.

## Custom-made programmes

Clarus Control<sup>®</sup> thinks for you and controls every phase in the washing process. It is extremely simple to define new programmes according to your specific needs taking into account the type of fabric being washed and how dirty the linen is. Clarus Control<sup>®</sup> checks the settings given and then determines how much water and detergent is needed, as well as the length of the wash cycle, which means greater energy-efficiency and lower running costs and better results.

## Hygiene control

Clarus Control<sup>®</sup> and Clarus Control<sup>®</sup> TS offer a unique function guaranteeing that your linen load has been hygienically cleaned. These controls will only allow unloading on the clean side if the wash programme has been fully completed.

A **memory card** allows programs to be saved for future use or to be used in other machines (also for remote operation). The processor can be connected to a computer or printer allowing complete traceability of every phase in the washing process.





# Effortless and within reach

Electrolux's dedication to its users is demonstrated in our easy to use and ergonomically designed machines. We guarantee total safety with excellent results.

# Ergonomic design for the best productivity in the market

Electrolux has researched extensively into how to offer the optimum working environment. From the ergonomic loading and unloading height to the largest doors on the market, our wide range of barrier washers will save you time and money.



## Pullman

The new G4000 PULLMAN provides the shortest cycle time in the market. It has automatic drum positioning, automatic outer doors locking and unlocking and the largest door openings. With the smooth and inclined Pullman partition, the inner drum doors are easy to handle and guarantee the easiest and fastest unloading in the industry.


What's more with an inner drum door that opens outwards towards the linen trolley, you are further assured of optimum hygiene, as this bridge facilitates ease of unloading and prevents clean linen from falling on the floor.



Smooth-inclined partition and bridge.

# Take a closer look

Robust and yet the most compact of the market, our Barrier Washers have been designed to make your life easier.



Automatic locking and unlocking of outer drum doors to save time and effort



Automatic positioning of inner drum



Automatic opening of inner drum doors at the end of the wash cycle to save time and effort



The door maintains the linen while the operator brings the trolley forward



Inner drum door forms a bridge between machine and trolley for easier loading and unloading

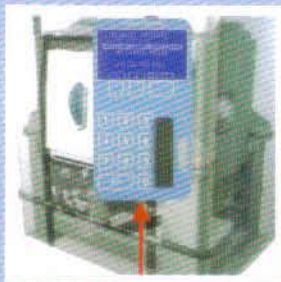


Inclined and smooth Pullman partition for the easiest and fastest unloading



# A wide range of options for the best fit

Whether you want the basics, robust and reliable, or need the ultimate in technology for savings and flexibility, we will provide you with the best product for your business.



Integrated Weighing System™ (IWS)



pH measurement

### Integrated Weighing System™ (IWS)


As you load your machine, the Clarus Control® displays the weight of your linen. You are guaranteed greater control over your process, optimising productivity, wash result, and traceability.

### Automatic pH measurement

The new Clarus Control® TS allows you to monitor the pH of the bath at any step of the wash cycle, thus giving you greater control and traceability of your process.



Double drain for water recycling



Indirect steam heating

### Double drain for water recycling

Electrolux barrier washers are designed to be easily upgraded with a second drain valve. Whether you need it now or later, you can at any time decide to recycle and save up to 50% on your water consumption.

### Indirect steam heating

Whether you want to optimise your energy consumption or have specific process requirements, you can choose Electrolux's indirect steam heating.



Certus Management Information System™ (CMIS)

### Certus Management Information System™ (CMIS)

CMIS will enable you to supply your customers with the guarantee of hygienically clean linen that has satisfied standards. CMIS provides peace of mind that every load of washing and drying is monitored and recorded for future access, and that the system will alarm if critical parameters have not been met.

### Electrolux Service

- Maintain equipment in prime condition
- Prevent costly and untimely break-downs
- Reduce stress and unexpected problems
- Retain the value of your investment for many years to come
- Reduce overall operating costs
- Fully qualified and trained Electrolux certified engineers



# Tailor your choice

## Legend

- Standard    ○ Option at no extra cost
- Option at extra cost    - Not available



Model	BARRIER WASHER EXTRACTORS (2 doors)	WB4130H	WSB4250H WS4250H	WSB4350H WS4350H	WSB4500H WS4500H	WSB4650H WS4650H	WPB4700H WP4700H*	WPB4900H WP4900H*	WPB41100H WP41100H*	
	NON-BARRIER WASHER EXTRACTORS (1 door)									
	Comments									
<b>Capacity</b>	Drum volume in litres	130	250	350	500	650	700	900	1100	
	Rated dry weight capacity per load in Kg	14	25	35	50	65	70	90	110	
	Rated dry weight capacity per load in lb	30	55	77	110	145	154	198	242	
<b>Extraction</b>	Rpm	910	910	910	910	910	720	720	720	
	G-factor	300	350	350	350	350	300	300	300	
<b>Dimensions</b>	Width mm	910	1045	1285	1567	2000	1496	1726	1956	
	Depth mm	785	1055	1055	1055	1055	1483	1483	1483	
	Height mm	1325	1610	1610	1610	1610	2040	2040	2040	
	Width (in)	35-13/16"	41-2/16"	50-9/16"	61-11/16"	78-12/16"	58-14/16"	67-15/16"	77	
	Depth (in)	30-14/16"	41-9/16"	41-9/16"	41-9/16"	41-9/16"	58-6/16"	58-6/16"	58-6/16"	
	Height (in)	52-3/16"	63-6/16"	63-6/16"	63-6/16"	63-6/16"	80-5/16"	80-5/16"	80-5/16"	
<b>Heating alternatives</b>										
	Electric	•	•	•	•	•	•	•	•	
	Gas	-	•	•	•	•	-	-	-	
	Direct steam	•	•	•	•	•	•	•	•	
	Indirect steam	-	•	•	•	•	•	•	•	
	Thermal oil	-	•	•	•	•	•	•	•	
	Non-heated	-	-	-	-	-	-	-	-	
	Dual heating: Electric + Direct steam	-	•	•	•	•	•	•	•	
<b>Design features</b>										
<b>Panels</b>	Stainless steel front and side panels	-	○○	○○	○○	○○	○○	○○	○○	
	Stainless steel front panels	•	-	-	-	-	-	-	-	
	Stainless steel side panels	○○	-	-	-	-	-	-	-	
<b>Mirror machine</b>	Geometrically mirror designed	-	-	-	-	-	○○	○○	○○	
<b>Functional features</b>										
<b>Controls</b>	Clarus Control®	On soiled side for barrier versions	•	•	•	•	-	-	-	
	Clarus Control® Touch Screen		-	-	-	-	•	•	•	
<b>Weighing systems</b>	IWS - Integrated Weighing System	Includes base frame for the WB4130H	○○	○○	○○	○○	○○	○○	○○	
<b>Water, drain &amp; recovery system</b>	Third water inlet	For soft water or recycled water	-	○○	○○	○○	○○	○○	○○	
	Water operated drain valve		•	-	-	-	-	-	-	
	Dual drain valve	For water re-use	-	○○	○○	○○	○○	○○	○○	
<b>Detergent supply</b>	Reduction for NO detergent box	Only liquid detergent dosing	-	○	○	○	○	○	○	
	Extra I/O board	For 10 liquid detergents & 2 additional waters	○○	○○	○○	○○	○○	○○	○○	
	Noise reduction	Sound and thermal insulation panels	-	-	-	-	○○	○○	○○	
<b>Special voltage</b>	Contact your dealer for availability and quote		○○	○○	○○	○○	○○	○○	○○	
<b>Monitoring the operation</b>	Titration valve	For analysis of bath water sample	○○	○○	○○	○○	○○	○○	○○	
	Automatic pH measurement and display	For current pH level of bath	-	-	-	-	○○	○○	○○	
	Water meter	For water consumption traceability	-	○○	○○	○○	○○	○○	○○	
	End of cycle warning kit	Barrier washer extractors only. Includes flash light & buzzer	-	○○	○○	○○	○○	○○	○○	
<b>Loading/unloading systems</b>	Opening of outer door to 180° on dirty side	For semi-automatic loading	-	•	•	•	•	○○	○○	
	Automatic drum positioning		-	-	-	-	•	•	•	
	Automatic inner drum door opening on unloading side		-	-	-	-	○○	○○	○○	
<b>Accessories</b>										
	Rubber pads	For stabilisation and microvibration absorption	-	•	•	•	•	•	•	
	Ground fixation + screws	For securing machine in position	-	•	•	•	•	•	•	
	Aluminium frame with EPDM seal	For barrier installation	•	•	•	•	•	•	•	
	Drain connection rubber tube		•	•	•	•	•	•	•	
	Vent connection rubber tube		-	•	•	•	•	•	•	
	Steam supply flexible pipe and filter		-	•	•	•	•	•	•	
	Water hoses		•	•	•	•	•	•	•	
	Water filters		•	•	•	•	-	-	-	
	Foundation	Stainless steel base frame (height : 275mm) + rubber pads + ground fixation	○○	-	-	-	-	-	-	

Electrolux Laundry Systems Sweden AB  
Ringvägen, SE 341 80 Ljungby / Sweden  
Telephone: +46 372 66100. Telefax: +46 372 13390  
Internet: <http://www.laundrysystems.electrolux.com/>

Share more of our thinking at [www.electrolux.com](http://www.electrolux.com)

#### **Environment**

Being environmentally friendly is more than just a concern to us.

It means being truly conscious and totally committed to environmental issues at every stage of the industrial cycle, from design to manufacturing. The ISO 14001 certification guarantees our long-term commitment.